

# LUTTERWORTH HISTORIC MARKET TOWN



## HOW TO GET TO LUTTERWORTH



### Road

Lutterworth has an enviable location in the centre of county and is situated just to the west of Junction 20 of the M1, and a few miles from Junction 1 of the M6. Other major routes such as the A5 and A14 are nearby.

### Rail

Lutterworth is close to two mainline stations. Rugby services the west coast line and London Euston, and Market Harborough services the east coast line and provides a direct link to the Eurostar trains that depart from London St Pancras. Nearby stations at Naborough and Leicester connect to other stations in the Midlands.

### Bus

There are regular services to Leicester, Rugby, Hinckley and Market Harborough.

### Air

There are two major airports within easy reach of Lutterworth, these being: Birmingham International and East Midlands.



## Lutterworth Improvement Partnership

GUIDE PRODUCED BY

PUTTING THE BOOST BACK INTO LUTTERWORTH

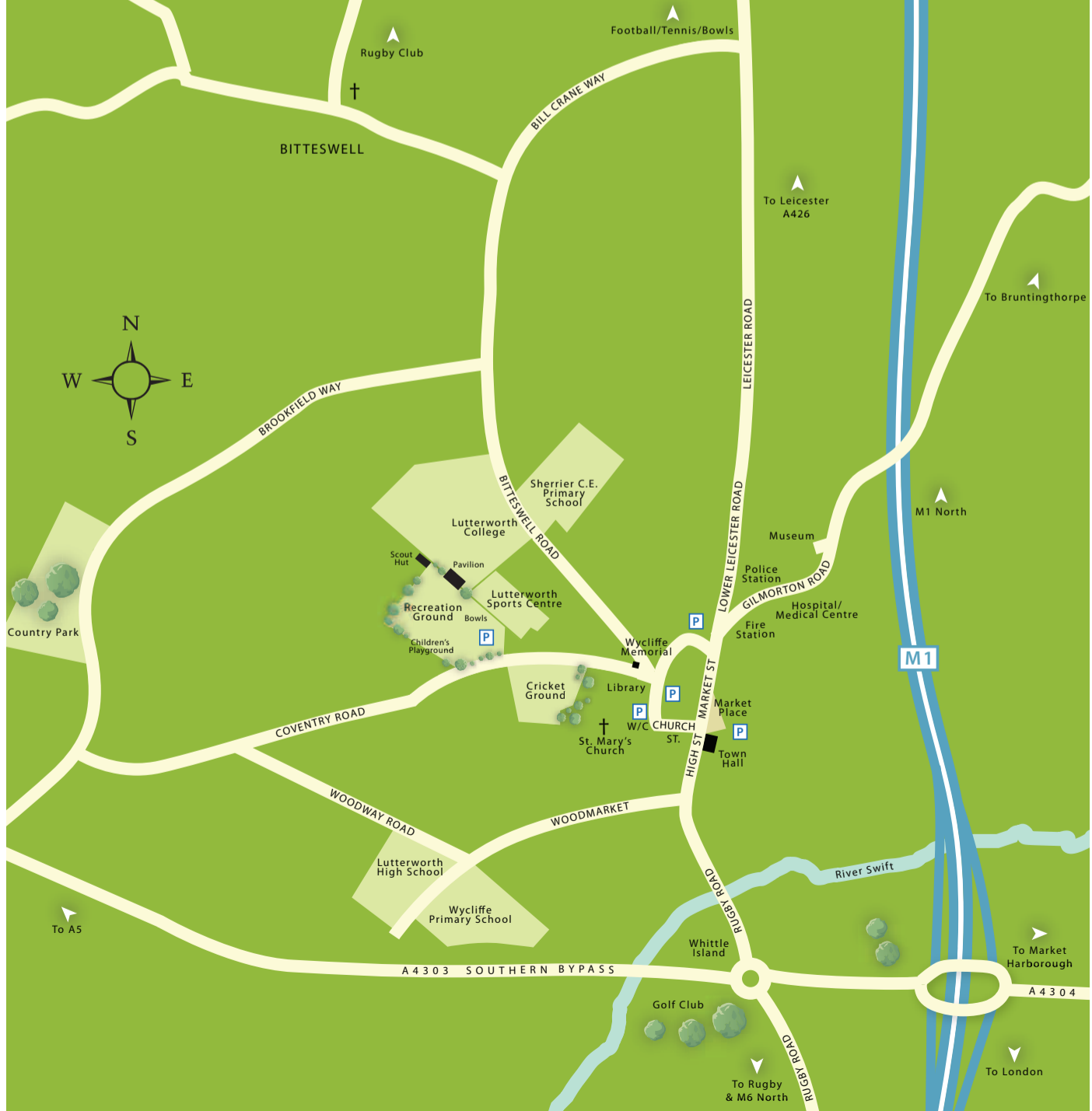
SUPPORTED BY

See [www.ge.leicestershire.com](http://www.ge.leicestershire.com) for more information about tourism in Leicestershire.

- Useful postcodes (for sat-nav)**
- Stanford Hall: LE17 6DH
  - Bruntingthorpe Air Museum: LE17 5QS
  - North Kilworth Wharf: LE17 6JB
  - Foxton Locks: LE16 7RA
  - Nasby Battlefield: NN6 6DA
  - Kilworth House Theatre: LE17 6JE
  - Corresbrooke Hall: NN6 8RP
  - Coron Manor: NN6 8RQ
  - Coombe Abbey Country Park: CV3 2AB
  - Bosworth Battlefield: CV13 0AD



## LOCAL AREA





### The Greyhound Coaching Inn Lutterworth

Make sure you sample the delights of Lutterworth's only remaining 18th Century Coaching Inn which offers all the comforts: fine wine, wholesome food for the hungry and discerning traveller, a wide selection of wines and beers, en-suite accommodation and, of course, a very warm welcome.

- 32 EN-SUITE BEDROOMS
- THE IDEAL LOCATION FOR PARTIES, DISCOS, ANNIVERSARIES, CHRISTENINGS ETC
- BAR, OFFERING REAL ALES, LAGERS AND FINE WINES
- WEDDING CELEBRATIONS
- VAULT'S ITALIAN BISTRO
- CONFERENCE AND BANQUETING FACILITIES
- SUNDAY LUNCH CARVERY
- Ask for a Wedding Celebrations Brochure






**visit us at [www.greyhoundinn.co.uk](http://www.greyhoundinn.co.uk)**



COACHING INN

MARKET STREET, LUTTERWORTH, LEICESTERSHIRE LE17 4EJ  
 TEL: (01455) 553307 FAX: (01455) 554558  
 E-MAIL: [bookings@greyhoundinn.co.uk](mailto:bookings@greyhoundinn.co.uk)

Maps based on OS sources. HDC Licence No. 100623843. Lutterworth Improvement Partnership accepts no liability for any error, inaccuracy or omission. Printed on FSC certified 80% recycled paper.

## HISTORY AND HERITAGE

At the southernmost tip of Leicestershire, Lutterworth is an attractive market town which has made its mark on world history. In the 14th century John Wycliffe inspired the pioneering translation of the Bible into English whilst serving as Rector of Lutterworth. More than five hundred years later, Sir Frank Whittle revolutionised aviation with his development of the jet engine at his Lutterworth works.

The settlement was most likely established in Anglo-Saxon times and had prospered sufficiently to be included in the Domesday Book of 1086. In 1214 King John granted an annual charter to Nicholas de Verdun to hold a market in Lutterworth for the sale of livestock and dairy produce. This was extended in 1414 when a weekly market charter was granted by King Henry V.

The imposing buildings in the town centre date mainly from the coaching heyday between 1750 and 1850. As long distance communications became more practical, the town became an important posting station for stage coaches on the London to Chester turnpike and the High Street is still dominated by the Greyhound hotel and other former coaching inns, the Denbigh and the Hind.



## SHOPPING, WINING AND DINING



Lutterworth has catered for the needs of its local population and its visitors for hundreds of years. It boasts an excellent range of independent retailers who can provide everything from locally produced food to designer clothes and gifts for all occasions. The town has modern supermarkets as well as family businesses that have given good service for generations.

As befits a former coaching town it has plenty to offer those in need of refreshment. There is a choice of pubs, including an original coaching inn, as well as cafes and a wide selection of restaurants. Thursday is market day in the town, and on the second Saturday morning of each month there is a farmers' market selling local produce. Lutterworth is proud to be a Fairtrade Town.

If you want to spend more time locally, a good standard of accommodation is available.

## RECREATION

Lutterworth is well served with recreational facilities. Only a few minutes walk from the town centre is a very attractive cricket ground on Coventry Road. Lutterworth Cricket Club, founded in 1789, is one of the oldest cricket clubs in the world. The Recreation Ground on the opposite side of Coventry Road has car parking, an extensive playing field, and a well equipped play area for younger children. Adjacent to the Recreation Ground is the Bowls Club, and the Sports Centre which offers swimming and a wide range of fitness activities. The town also has its own golf club on a picturesque site to the south of the town centre and welcomes visiting players. There is a Country Park off Brookfield Way as well as many pleasant walks into the surrounding countryside.

### Principal Community Events

<i>Carnival and Feast Week</i>	Early/mid August
<i>Weekly Market</i>	Thursday
<i>Monthly Farmers' Market</i>	2nd Saturday in month
<i>Christmas Lights Switch-on</i>	Late November

# LUTTERWORTH

## HISTORIC MARKET TOWN

### JOHN WYCLIFFE




John Wycliffe was Rector of Lutterworth from 1374 until his death in the town in 1384. He is credited as the force behind the first complete translation of the Bible into English. Wycliffe felt that all Christians should have access to the Bible in their own language rather than having to rely on

priests for translation and interpretation. He was an English theologian and an early dissident in the Roman Catholic Church. He founded the Lollard movement, a forerunner of the Protestant Reformation (thus he became known as 'The Morning Star of the Reformation').

Forty four years after Wycliffe died, the Pope, in a vain attempt to stamp out the clamour for reform that Wycliffe's teachings had generated, ordered that his bones be exhumed and burned. His ashes were then taken and scattered in the River Swift and, like his ideas, were carried down to the ocean and around the world. The Lollards became an underground movement but the ideas survived and were influential in the work of Martin Luther, the inspiration for the Protestant Reformation in the 16th century.

Memorials exist to Wycliffe's life and work, both in St Mary's Church and the granite obelisk that stands at the junction of Coventry Road and Bitteswell Road.



### SIR FRANK WHITTLE AND AVIATION

Sir Frank Whittle is credited with the invention and development of the jet engine, one of the most important technological breakthroughs of the 20th century. Much of the developmental and testing work was carried out in Lutterworth in conditions of great secrecy during the run up to the Second World War. The first successful flight of a turbojet powered aircraft took place in May 1941 using an engine assembled in Lutterworth. A full size replica of that aircraft, the Gloster E28/39, can be seen on the roundabout at the southern entrance to Lutterworth.

The area has other aviation connections, including the first man to fly in England. In 1897, Percy Pilcher broke the world distance record when he flew 250 metres at Stanford Hall. Sadly, he was killed there in 1899 when his flying machine 'The Hawk' crashed. There is a stone memorial where he crashed, and a replica of 'The Hawk' can be viewed in the stable block of the Hall.

Bruntingthorpe Aerodrome, some three miles to the east of Lutterworth, is still active as an airfield and houses a Cold War Aircraft Museum [open on Sundays].



Foxton Locks


### PLACES TO SEE IN AND AROUND LUTTERWORTH

**St Mary's Church** – one of the great medieval churches of the Midlands. Exceptional frescoes.

**Lutterworth Museum** – tells the story of Lutterworth from the past to the present, including displays on John Wycliffe and Sir Frank Whittle.

**Stanford Hall** – a superb William and Mary house built in the 1690s, with gardens and café.

**Bruntingthorpe Air Museum** – home to the Cold War jet collection.



Stanford Hall

**Foxton Locks** – situated on the Grand Union Canal and famous for a staircase of 10 canal locks and an inclined plane. Learn more at the Foxton Canal Museum. Boat hire and refreshments available.

**Grand Union Canal at North Kilworth Wharf** – boat hire available.

**Naseby Battlefield** – the site of one of the main battles of the Civil War.



Kilworth House Theatre

**Kilworth House Hotel and Theatre** – live theatre and music during the summer.

**Lutterworth Town Centre** – pick up a Town Trail (from the Library) and start exploring.

**Other Attractions** - Coton Manor, Cottesbrooke Hall, Coombe Abbey Country Park, Bosworth Battlefield.